

EROAD

Driver Training – Getting Started



eroad.com



Learning Objectives



In this training session, you will:

- Recognize the benefits of using the EROAD ELD
- Identify the major components of the EROAD ELD
- View the information requirements of the ELD Mandate
- Manage the transition strategy from paper logs to electronic logs
- Analyze best practices and requirements

EROAD ELD Driver Benefits




EROAD ELD Benefits:

- Makes your job easier by focusing on what you do best — driving
- Saves time filling out and submitting logs
- Helps with Hours of Service (HOS) compliance
- Provides automatic break reminders
- Reduces paper work
- Improves compliance and data quality



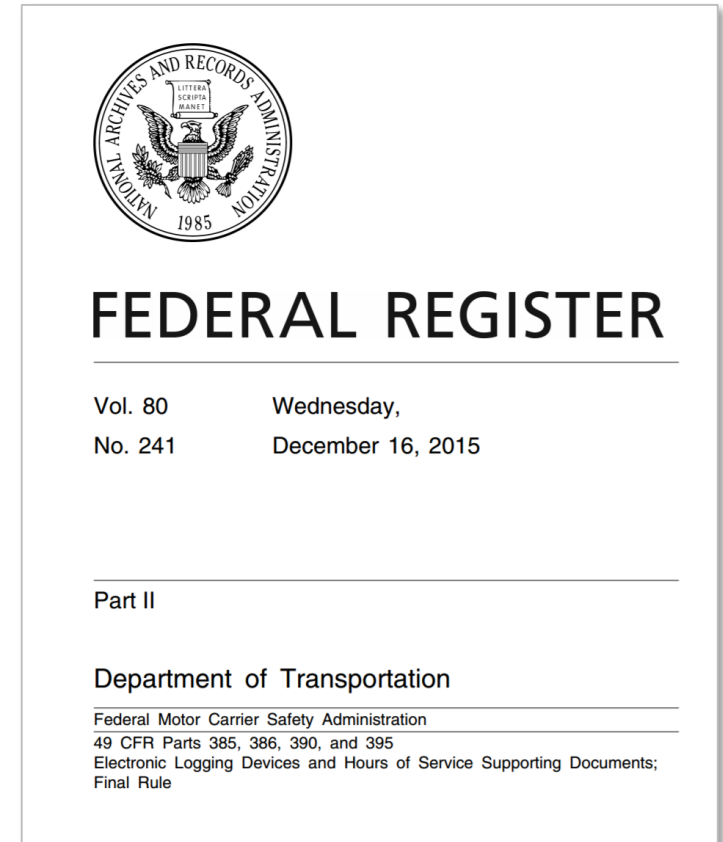
EROAD ELD Overview



ELD Federal Requirements and Exemptions



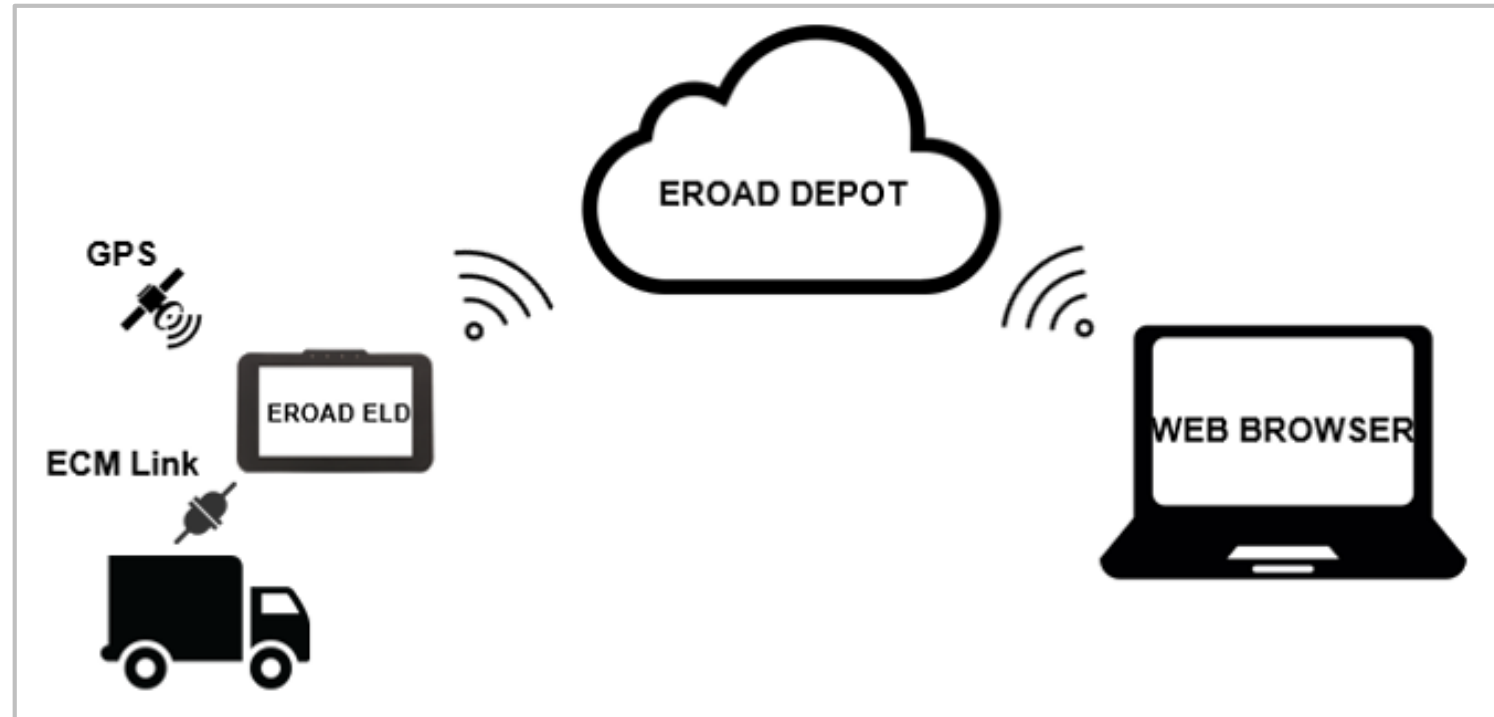
- Federal Motor Carrier Safety Administration (FMCSA) requires use of Electronic Logging Devices (ELDs) by all interstate drivers and carriers, who are required to keep a record of duty status
- Driver exemptions:
 - **Short haul rule set** - Not exceeding more than eight days in any 30-day period
 - **Year 2000** – Operating vehicles older than 2000
 - **Drive away/tow away** - Conducting operations, where the vehicle being driven is the commodity being delivered



EROAD ELD Architecture



- Captures vehicle operational data via the electronic control module (ECM) link
- Captures Global Positioning System (GPS) location data
- Transfers encrypted data via the cellular network to the Depot application
- Depot is accessed through a web browser for the carrier to set up and manage driver's ELD data



EROAD ELD In-Vehicle Device



- Intuitive touch screen
- Allows secure login
- Allows co-driver login (for driving teams)
- Automatically captures driving status
- Measures duration of all duty status
- Measures distance travelled
- Captures vehicle operational data
- Captures location



EROAD ELD In-Vehicle Device - continued



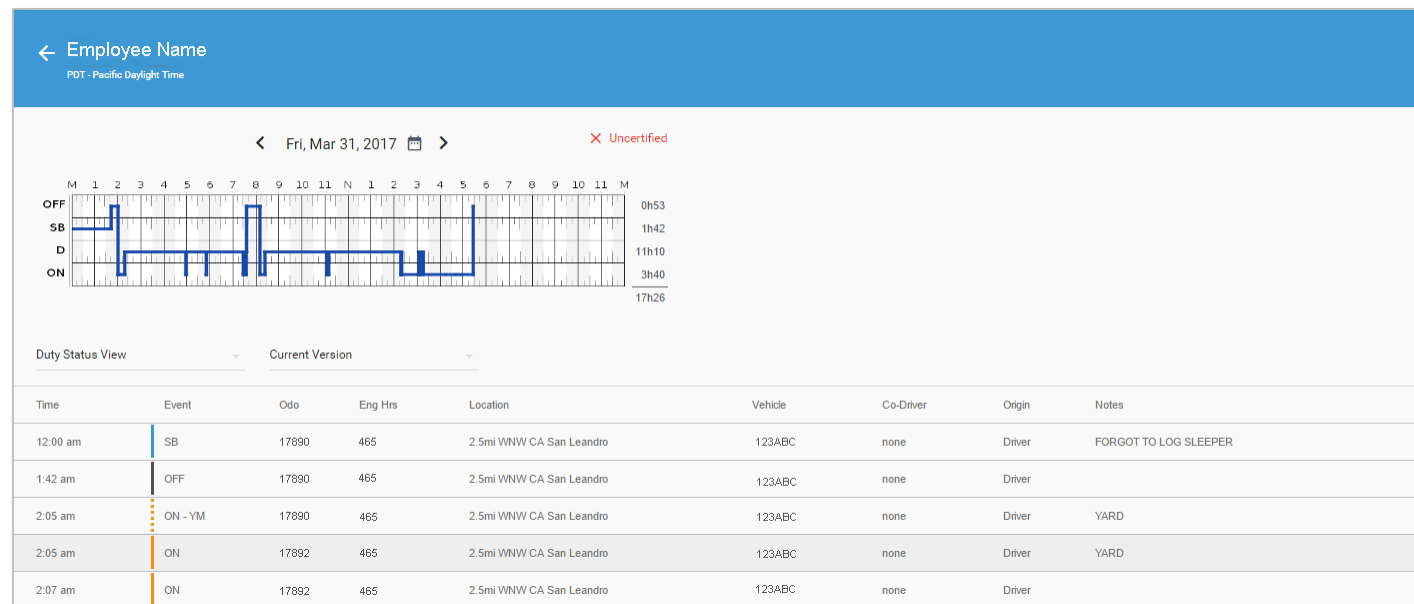
- Provides log view and editing (for eight days)
- Manage trailers
- Efficiently add shipping documents and remarks
- Facilitates roadside inspections
- Automatically transfer encrypted data to the Depot application
- Easily review and certify your records
- Securely transfer log data
- Back office can easily access logs through the Depot application



EROAD ELD Depot Application



- Driver records are available in the Depot application, as they happen
- Records are retained for six months
- Motor carriers can review logs and suggest edits, which drivers can accept or reject on the ELD
- Motor carriers can view HOS compliance and reporting



Managing the Transition from Paper to Electronic Logs



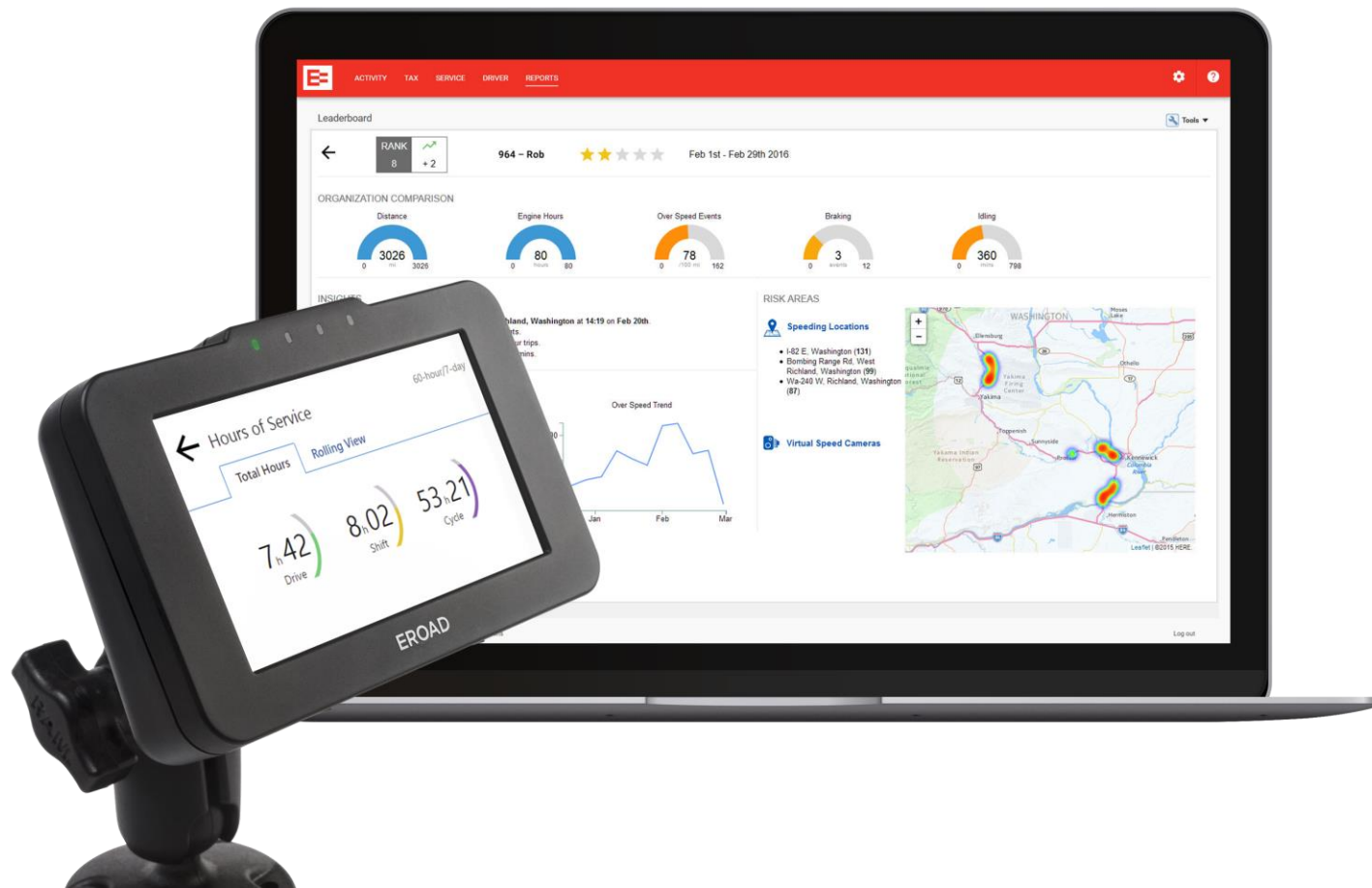
Managing the Transition from Paper to Electronic Logs



- EROAD recommends maintaining paper logs for two weeks during your transition from paper logs to the ELD
- Review and compare the EROAD ELD records to your paper logs to learn more about how data is captured
 - ELD data capture is more accurate and might look different from the paper log
 - ELD provides automated recording with no rounding to 15-minute increments
 - ELD displays the current day plus the last seven days of logs

A paper form titled "DRIVER'S DUTY STATUS RECORD". It includes fields for date (MONTH, DAY, YEAR), total miles driven today, truck/tractor and trailer numbers, carrier name, driver's signature, main office address, co-driver name, and a 24-hour log grid. The log grid has four rows: 1: OFF DUTY, 2: SLEEPER BERTH, 3: DRIVING, and 4: ON DUTY (NOT DRIVING). The grid is divided into AM and PM sections with 12-hour increments. Red text is overlaid on the grid: "OFF DUTY" in the AM section, "SLEEPER BERTH" in the PM section, "DRIVING" in the PM section, and "ON DUTY; NOT DRIVING" in the PM section. There are also fields for REMARKS, SHIPPING DOCUMENTS, and a Shipper & Commodity section.

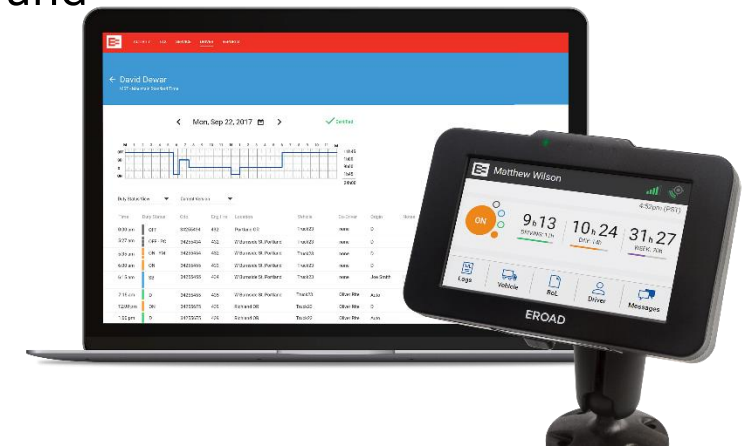
Your Log Data is in the Depot Application






Your Log Data is in the Depot Application

- EROAD ELD automatically uploads status to the EROAD Depot application
- Captured log data is available for carrier support personnel to view and access through the Depot application
- Log data includes:
 - Hours of service counters
 - Logs graph view
 - Duty status view
 - All events view
 - Unidentified driving time shown in the Action Center
- Logs may be viewed or exported through the Driver menu
- Authorized carrier support personnel can review and check ELD records to meet record-keeping obligations



ELD Best Practices and Requirements



EROAD ELD Requirements



- Update trailers as they are added or dropped
- Certify logs daily
- Keep *blank* paper log books in the truck to maintain compliance and to avoid an inspection violation, per the FMCSA
- You must be able to show eight days of records, which are stored in the ELD (*you can also email logs to yourself*)
- Drivers going to Canada must keep 14 days of logs on the trip (*get a printout of the previous week and carry it with you in the truck*)
- Keep the user manual and visor cards in the truck for compliance and to avoid an inspection violation, per the FMCSA; may be stored electronically

Note: A violation might result during an inspection if requirements are not followed.

EROAD ELD Best Practices



- Login before driving
- Do not share your PIN with another driver
- Monitor the HOS counters on the Home screen
- Update duty status immediately when it changes
- Check your log views (Summary, Rolling View, and All Events)
- Change duty status to OFF when you're done for the day
- Logout when finished working
- Logout when leaving the vehicle while on break, if someone else might move the truck (incurring driving time)



Learning Summary



In this EROAD ELD training session, you :

- Recognized the benefits of using the EROAD ELD
- Identified the major components of the EROAD ELD
- Viewed the information requirements of the ELD Mandate
- Managed the transition strategy from paper logs to electronic logs
- Analyzed best practices and requirements

THANK YOU

