
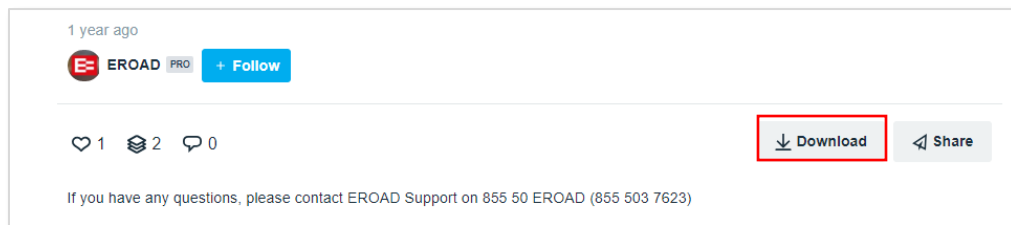




Downloading EROAD Training Videos from Vimeo

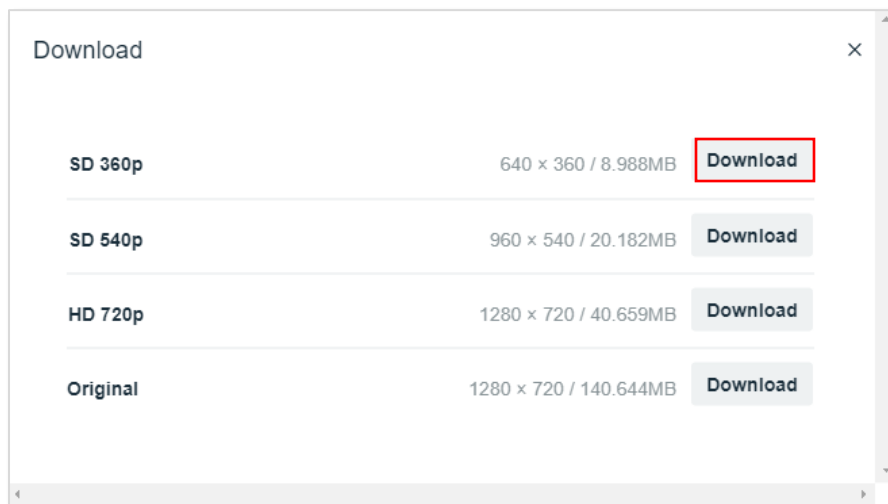
EROAD training videos are stored in Vimeo. Customers may download these videos for use in their training program by performing the following steps.

1. Click the following link to access Vimeo: <https://vimeo.com/>.
2. Enter **EROAD** in the Search field at the top of the screen and press **Enter**. A list of EROAD videos appears on screen.
3. Click the video image that you want to download. *Note: The video begins playing, but you can pause the playback by pressing the **Pause**  button on the lower left corner of the image.*
4. Scroll down below the video image and click the **Download** button.



The Download dialog box appears with various options.

5. Click the **Download** button beside the option that best fits your training needs.



An *.mp4 file appears at the bottom of the screen.

6. Move the *.mp4 file to your local folder and select the media player that you want to use to view the video.
7. Repeat steps 2 through 6 to download each training video that you want to store in your training library.