

## QUESTIONS AND ANSWERS

**Q:** What evidence of tampering can I look for on an Ehubo2?

**A:** If the security plugs on the back of the device are missing or damaged then this indicates a potential tampering attempt.

**Q:** If there is a problem during roadside inspection can a CVIU enforcement officer contact EROAD?

**A:** Yes, the enforcement officer can retrieve a vehicle's current RUC details from EROAD by using the CVIU Connect Service:

1. Identify the licence plate (REGO) when inspecting an EROAD enabled vehicle.

2. Send an email to EROAD with details as follows:

*TO: ruc.check@eroad.com*

*SUBJECT: ABC123 (licence plate of vehicle to check)*

*CONTENT: <none required>*

3. The return email will detail the following:

*SUBJECT: RE: ABC123*

*CONTENT:*

- Latest Distance and RUC licences as PDF attachments*
- Current Ehubo distance reading with time stamp*
- Current Ehubo mode: Authorised/Unauthorised*

## IMPORTANT NOTES

- REGO letters are case insensitive, i.e. "abc123" and "ABC123" will return identical results
- All H, B and normal D distance licenses will be returned.
- Additional licenses for a mechanical hubodometer and Ehubo, including pending licenses will be returned.
- CVIU Connect will process one REGO at a time, please send one email per REGO.
- EROAD will make all reasonable efforts to maintain the CVIU Connect Service and the accuracy and availability of the service. EROAD cannot however guarantee that the service will be available 24 hours a day / 7 days a week.

## EROAD

### Guide for CVIU Inspections

© 2016 EROAD. Doc 100101AA1.0. 04/2016



Ehubo2 has recently been approved by NZTA as an Electronic Distance Recorder.

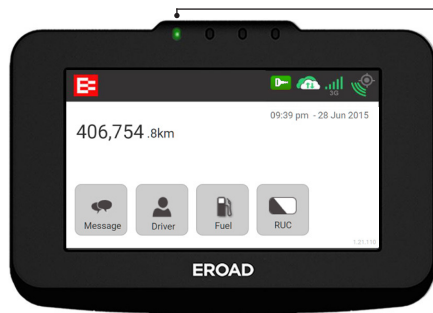
This guide contains information for CVIU enforcement officers inspecting a vehicle fitted with an EROAD Electronic Distance Recorder. It explains how to verify the operational status of the device and how to view a vehicle's current RUC licence.



## AT A CVIU INSPECTION

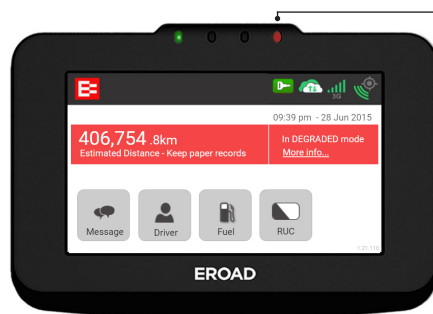


On request, the driver can hand their Ehubo2 to the enforcement officer.




● Green LED ON:

Ehubo2 is fully functional and accurately recording distance



● Red LED ON:

Ehubo2 is currently unauthorised. Distance recording may not be accurate and cannot be verified at this time.



Black screen:

Tap the black screen to return Ehubo2 from SLEEP mode to ACTIVE mode.

If the screen remains black, Ehubo2 might have been disconnected from its permanent power source and is unauthorised.

## TO INSPECT THE VEHICLE'S CURRENT RUC LICENCE



CVIU officers can scan the barcode.

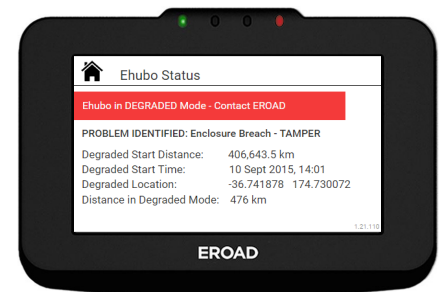


1. Tap to go to Home screen

2. Tap **RUC** on the Home screen

3. Tap arrows to scroll through licences

## TO VIEW DETAILS OF AN UNAUTHORISED EHUBO2



More info...

1. Tap to go to Home screen

2. Tap **More Info**