

# EROAD

## How to Use the New Short Haul Exception Rules on your ELD



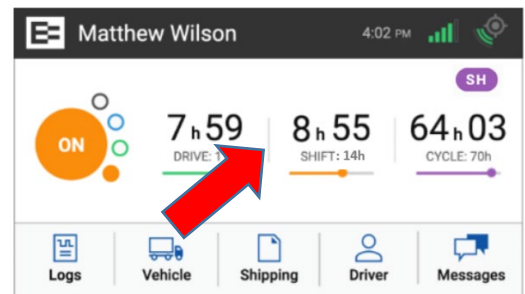
Use this checklist to understand how the new Short haul exception rules work on your EROAD ELD. The new rules will be in effect as of September 29, 2020, midnight EDT.

**To be able to use an exemption or exception on your ELD, it must first be “turned on” by your motor carrier in your Driver Profile. If you are not seeing the exemption or exception, contact your motor carrier.**

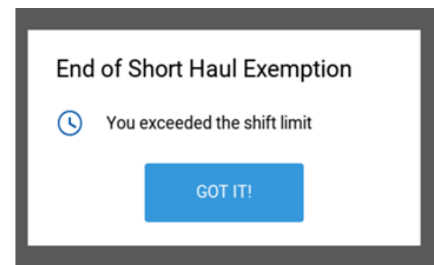
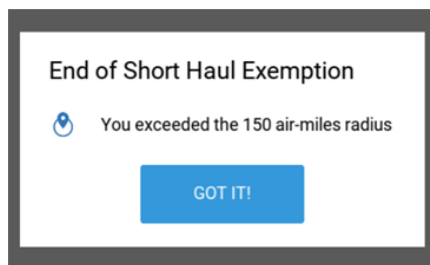
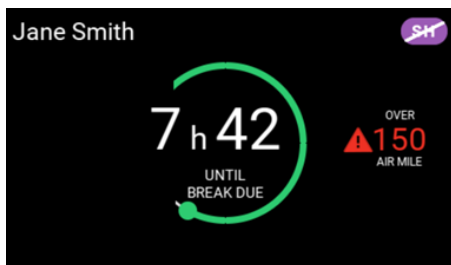
### Short Haul Exemption

**New rule:** Drivers receive an extra 2-hours of SHIFT time, from 12 to 14 hours, and can also go 150 air-miles, up from 100 air-miles\*, from their starting location. The driver must still start/end at the same location in order to qualify for the exception.

**ELD update:** When you enable the Short haul Exception, you will see the SHIFT counter on the ELD Home Screen change from 12h to 14h. If EROAD’s Smart Short haul is enabled, you will automatically be removed from the exception once you have exceeded either the 14-hour shift limit or the 150 air-mile limit. If you are not using Smart Short haul, please disable the exception if you go over either the 14-hr Shift or the 150 air-mile limits.



### Screenshots and prompts when the new Short haul Exception has been removed:



**Note:** If you have exceeded the Short haul exception limits and are no longer operating under the exception, you must take a 30-minute rest break as soon as you realize that you will not be able to meet those limits. From September 29, 2020, a 30-minute rest break only needs to be taken after you have accumulated 8 hours of actual drive time.

\* After September 29, 2020, short-haul drivers have an extra 57.5 statute miles to drive in a 14-hr shift.